



## REGENERATION AND ENVIRONMENT SCRUTINY COMMITTEE – 13TH DECEMBER 2016

**SUBJECT: WELLBEING OBJECTIVE: CARBON MANAGEMENT - REDUCE OUR  
CARBON FOOTPRINT (SIX MONTH PROGRESS UPDATE) - 2016/17**

**REPORT BY: CORPORATE DIRECTOR - COMMUNITIES**

---

### 1. PURPOSE OF REPORT

- 1.1 At the beginning of 2016/17, it was recommended that progress of the Wellbeing Objective: **Carbon Management: Reducing our carbon footprint** would be reported to this committee for regular performance monitoring.
- 1.2 This is the six month progress 2016/17 update of the performance of this Well-being Objective.

### 2. SUMMARY

- 2.1 In Line with the Carbon Reduction Strategy (2009) this Wellbeing Objective focuses on 4 priorities to reduce emissions:
  - Good Housekeeping (strategy target 10% reduction)
  - Invest to Save (strategy target 20% reduction)
  - Design and Asset Management (strategy target 10% reduction)
  - Renewable technology (strategy target 5% reduction)
- 2.2 This report highlights key progress for the period April to September 2016 and judges this objective to be '**partly successful**' at this time.
- 2.3 The comments outlined in this report provide a snapshot of what progress has been made as at the end of quarter 2 of 2016/17. Details against the key actions selected for 2016/17 are listed on the Appendix: **Carbon Management: Reduce our carbon footprint** (scorecard).

### 3. LINKS TO STRATEGY

- 3.1 The local Government Measure 2009 requires each authority to publish priorities (objectives) for improvement.
- 3.2 CCBC - Carbon Reduction Strategy 2009.
- 3.3 The Well-being of Future Generations (Wales) Act 2015 is a new approach to ensure Public Services Boards and Public Bodies to think more about the long term, work better with people, communities, and each other, in meeting the seven national well-being goals ushered in by the legislation. This Well being Objective helps to maximise our contribution towards three of the National Well being Goals or; a resilient Wales and a more Globally responsible Wales).

### 3.4 Corporate Asset Management Strategy

## 4. THE REPORT

4.1 This Wellbeing Objective provides opportunities to:

- Drive down carbon emissions and improve water conservation in our non domestic buildings
- Drive down utility service costs and carbon tax, whilst also protecting against future utility price increases
- Improve working/teaching environments e.g. improve lighting levels or reduce overheating
- Help maintain legislative requirements

4.2 Through the various actions outlined we are clearly seeing a positive improvement in raising awareness and training activity.

4.3 We have identified several medium scale PV installations for the authority to consider.

4.4 We believe we will out-perform our targets on Invest-to-Save by the end of quarter 4 due to the strong advances made in the first 2 quarters, with two significant projects identified at Ty Penallta (Lighting) and Tredomen Data centre (free air cooling).

4.5 Already the progress made to date has resulted in carbon, cost, and energy savings.

4.6 Public awareness of climate change and the link to carbon footprint is high and Caerphilly Borough citizens expect the Authority to take reasonable steps to reduce the energy consumed by its buildings.

4.7 Caerphilly CBC along with all other organisations is under increasing pressure from UK wide legislation aimed at improving energy efficiency e.g. Provision of Display Energy Certificates, Energy Performance Certificates and compliance with the Carbon Reduction Commitment scheme (which is an outright carbon tax, bearing costs to the authority).

4.8 To assist in reducing carbon emissions and costs, the authority has a 45% Carbon Reduction Strategy in place and has more recently developed this carbon management Wellbeing Objective. The theme of the objective mirrors the strategy within the following headings as below:

### **Good Housekeeping**

4.9 Good Housekeeping is about doing the simple things right across all of our buildings. To facilitate this we identified 8 actions under this heading and focused around training and raising awareness.

4.10 We have provided specific training packages to head teachers, pupils and school staff such as caretakers and have made reasonably good progress across all of the actions except monthly school email advice, which had to take a back seat in Quarters 1& 2, however we expect to make reasonable progress on this in the remaining quarters.

4.11 We have engaged the wider Authority staff through various media formats and we also managed to incorporate the public by having Welsh Water man their Awareness stall in Ty Penallta.

4.12 We can prove that certain activities undertaken have resulted in physical energy, water, carbon and cost savings and that we have empowered our staff and residents (at a smaller scale) to implement energy and water savings themselves.

- 4.13 The activities highlighted above must continue in the future to prevent bad habits from resurfacing and leading to increases in consumption levels. Activities taken under Good housekeeping are often difficult to quantify in terms of energy and carbon savings but the assumption is that staff that are better informed will make better judgements and make improvements on energy and water conservation where possible.
- 4.14 The scorecard attached outlines in greater detail the activities undertaken and progress resulting from them. See Appendix Scorecard WO4-Carbon Management- Reduce our Carbon Footprint

### **Invest To Save**

- 4.15 Investing to Save in energy efficiency technologies can result in rapid carbon and cost improvements. We focused on 6 key areas for improvement, these are Primary Schools, Building Energy Management Systems, Street Lighting, other invest to save technologies/opportunities, water conservation and finally awareness through identifying projects for management consideration.
- 4.16 We believe we have had a strong start with three viable lighting projects identified for primary schools and a further two under review. We have cost viable projects for two comprehensive schools.
- 4.17 We have identified two major improvement projects. Lighting at Ty Penallta offices and free air cooling at Tredomen Data centre. The combined projects costs are £330k, the combined annual carbon savings are 287 tonnes. Ty Penallta lighting is already under trial.
- 4.18 We expect to exceed our aim for Invest-to-Save, to spend 75% of the available budget, by the end of quarter 4, resulting in significant energy/carbon/cost savings.
- 4.19 As this report is a 6 month update, the only Invest to Save Scheme completed during this period is for replacement computer monitors at St Cenydd Comprehensive School, cost £1,608, annual kWh saved 2,654, annual saving £275 and payback of 6.9 years. Progress may appear slow but the nature of the Invest-to-Save scheme means that projects are developed over a number of months (tender/evaluation etc) and progress normally accelerates in the final two quarters i.e projects identified in 4.17 we would expect to see approved during quarters 3 & 4.
- 4.20 The scorecard attached outlines in greater detail the activities undertaken and progress resulting from them. See Appendix Scorecard WO4-Carbon Management - Reduce our Carbon Footprint (Q2 16/17)
- 4.21 By implementing carbon management and delivering projects we are also improving the working and teaching environments within our buildings and proving our environmental aims are being delivered upon.

### **Design and Asset Management**

- 4.22 Disposal of non-domestic buildings provides an opportunity for rapid carbon savings. During the first two quarters no non domestic buildings were disposed of, only domestic property and land.
- 4.23 We have provided some guidance to highlight the importance of heating and lighting to smaller sections of buildings for e.g. evening classes, rather than heating and lighting whole buildings for small groups of occupants. This was achieved under the CRC training event. We continue to raise awareness on the importance of this as it can be a hidden cost or something not frequently considered. Such guidance assists in the prevention of excessive consumption.

### **Renewable Technology**

- 4.24 There is no specific budget for installing new renewable energy installations. We have however, provided for consideration to Finance/Cabinet/CMT, proposals for several medium scale PV installations. These include roofs at Tredomen Data Centre and Caerphilly leisure centre to name two. We are waiting to see if finance and Cabinet wish to pursue these schemes and fund them.
- 4.25 We have considered two land based arrays and found they were not cost effective as the Feed-In-Tariffs are considerably lower than roof based systems.
- 4.26 Although renewables don't encourage people to reduce their consumption level, they do bring carbon and financial savings.

## **5. EQUALITIES IMPLICATIONS**

- 5.1 There are no equalities implications to this report that have not been considered or would adversely affect any individual or group who fall under one of the protected characteristics or wider issues as shown in the Council's Strategic Equality Plan.

## **6. FINANCIAL IMPLICATIONS**

- 6.1 There are no financial implications other than to note that for each unit of energy conserved, gas or electricity, there are direct financial savings recorded on the utility bills and annually on the carbon tax bill.

## **7. PERSONNEL IMPLICATIONS**

- 7.1 There are no personnel implications from this report.

## **8. CONSULTATIONS**

- 8.1 The result of all consultations has been incorporated into this report.

## **9. RECOMMENDATIONS**

- 9.1 The Scrutiny Committee consider the content of this report and its Appendix, and note the progress made in meeting the actions set out in this well-Being Objective.
- 9.2 The Committee discuss and reach agreement on the officer judgement of 'partially successful' for this objective at this time.

## **10. REASONS FOR THE RECOMMENDATIONS**

- 10.1 That the Council undertakes effective scrutiny for setting and monitoring of performance improvement.
- 10.2 To inform members of progress made in meeting the objective and the impact on our organisation and staff.

## **11. STATUTORY POWER**

- 11.1 Local Government Measure 2009

Author: Paul Rossiter - Energy & Water Officer  
Email: rossip@caerphilly.gov.uk  
Tel: 01495 235535

Consultees:

Christina HARRY	Corporate Director Communities
Mark Williams	Building Consultancy Manager
Cllr David Hardacre	Cabinet Member for Performance & Asset Management
Colin Jones	Head of Performance, Property and Policy
Nicole Scammell	Acting Director of Corporate Services & S151
Robert Hartshorn	Head of Public Protection
Kathryn Peters	Corporate Policy Manager
Anwen Rees	Senior Policy Officer – Equalities and Welsh Language
Ros Roberts	Performance Manager
Ian Raymond	Performance Officer
Paul Cooke	Senior Policy Officer.

Appendices:

Appendix 1 WO4-Carbon Management - Reduce our Carbon Footprint (Q2 16/17)

# 2016/17 Wellbeing Objective

## WO4 - Carbon Management: Reduce our carbon footprint

APPENDIX 1

### Outcomes

Our objective is to take steps to reduce the Council's carbon footprint and inform and assist others within the Borough to do the same.

The overall objective is to reduce the Council's carbon footprint of 26,035 tonnes by 45% by 2019.

### **Why have we chosen this?**

Our climate is undergoing dramatic changes as the direct result of greenhouse gas (GHG) emissions from human activity. Carbon dioxide (CO<sub>2</sub>) is the most significant and prevalent GHG emitted mostly from the burning of fossil fuels like coal, oil and natural gas.

The UK Government has committed to take action and has introduced the Climate Change Act with a target to cut carbon emissions by at least 80% by 2050, with a minimum reduction of 26% by 2020 across the UK.

CCBC is a large organisation and as such has a large carbon footprint. We have an obligation to take steps to minimise our carbon footprint and the associated negative impact on the environment.



A greener place to live, work and visit  
Man gwyrddach i fyw, gweithio ac ymweld



# 2016/17 Wellbeing Objective




## WO4 - Carbon Management: Reduce our carbon footprint

For the year 2016/17 the overall level of progress to date on this objective is deemed to be **partially successful**.





There has generally been steady progress made across most of the actions and elements of this objective.

Some actions have little progress reported for the first 2 quarters. This is partly due to prioritisation of workload and partly due to supplier issues. We are however, confident that we can make up ground in the final 2 quarters of the year on these weaker areas.

The following pages will give more of an insight into what has happened in the first six months of this reporting year:





Key: The following Action RAG status, shows delivery to date as	
	Un-successful
	Partly successful
	Fully successful

**WO4 - Carbon Management: Reduce our carbon footprint****Actions - Good Housekeeping**





Title	Comment	RAG	Overall Status	% Complete
1. Carbon Reduction Commitment (CRC) Training	We held a Carbon Reduction Commitment (CRC) training event (June 2016) that was attended by 7 Headteachers:• Trinant, Penllwyn, Pontllanfraith, Cwmfelinfach, Ynysddu, Bryn, and Rhiw Syr Dafydd Primary SchoolsThe standard CRC training pack was used which covers the main elements that are Good Housekeeping, Invest to Save, Asset Management and renewable technology. The training identified how head teachers can reduce cost and carbon emissions by e.g. highlighting the importance of heating and lighting to smaller sections of buildings for example evening classes, rather than heating and lighting whole buildings for small groups of occupants. Training was held at Pontllanfraith Comprehensive School in June. All main elements of energy conservation were discussed. Head teachers left better informed on how to implement change.Additional training was not possible due to resource constraints but further training to be delivered in the final two quarters.		In Progress	25
2. General awareness raising through various media formats	Intranet message was issued notifying staff of Welsh Water visiting Ty Penallta. (See last two pages of the Q2 Scorecard Dashboard Report). The message was displayed for a week and highlighted how staff can reduce water consumption.  We provided guidance and advice to various staff across the authority, from how to read meters correctly to how to check and confirm underground water leaks.  We provided Social Services with 17 year on year consumption and costs reports for all their buildings so that they can monitor consumption.Thirteen activity logs were recorded during the first two quarters.		In Progress	50
3. Training key staff eg caretakers on building energy management systems	We have provided the leisure centre manager and two team leaders a template showing how to develop and utilise an 'Energy Performance Matrix' aimed at driving progressive improvements in energy and water conservation across all leisure centres. Targeting for example Electricity, Gas and Water consumption, training, awareness, invest to save and Good housekeeping. Each of these headings should have 5 clear targets in each category, the wording of which was left for Leisure to finalise in accordance with each leisure centre. The matrix will be used as a way of making continual progress under the Quest Quality Standard. Benchmarking was also discussed as a way of staff monitoring progress and highlighting areas that require additional work. Penllwyn, Trinant, Ysgol Gymraeg Cwm Gwyddon Primaries and Blackwood Miners, Risca Family Centre and Islwyn Indoor Bowls were provided with BEMS training to 12 people. Greenhill Primary Ysgol Cwm Derwen Ysgol lfor Bach was given advice on heating operation due to the absence of their caretakers.		In Progress	50
4. Re-issue benchmark information to building managers	It was not possible to generate the benchmark information at this point in time, as a significant proportion of data was missing due to the long standing British Gas billing issues. These will be resolved, allowing benchmarking to be generated during the final two quarters of 2016/17.		In Progress	40





**WO4 - Carbon Management: Reduce our carbon footprint****Actions - Good Housekeeping**

Title	Comment	RAG	Overall Status	% Complete
5. Raise awareness on the importance of reducing energy consumption through workshops, events and training with staff and pupils in our schools	<ul style="list-style-type: none"> <li>• Smart meter training was provided to the caretaker at Ysgol Ifor Bach Primary school in May</li> <li>• Bedwas high School (head teacher) was informed of the implications of catering installing electrical catering equipment, which has a negative impact on cost and carbon for the school.</li> <li>• School Pupil training was provided at YG Bro Alтта on energy conservation to the whole school during assembly.</li> <li>• School pupil Training was provided at Derwendeg Primary on energy conservation during assembly to Key Stage 2 pupils.</li> <li>• Guidance and advice on meter readings for pavilions was issued as a form of training as some meter reads were incorrectly taken and reported.</li> </ul>		In Progress	30
6. Send monthly energy fact email to schools and Headteachers	Due to resource constraints the energy fact emails were not distributed, workload such as bill validation had to take priority.		Not Started	0
7. Arrange for Welsh Water to man their water awareness stall in reception of Ty Penallta office. Practical demos, technology, consumption and costs	<p>This took place and was very successful. Welsh Water had a stall in reception of TY Penallta all day and was available for CCBC staff and member of the public. Welsh Water was happy with the volume of people that attended the stall and are happy to return at a later date. Information was provided throughout the day and staff and residents are now better informed on how to conserve water and save on billed costs. Free Home water Audits took place after the event for residents of Caerphilly. See accompanying notes Awareness number 326</p> <p>E.g. report dripping taps, don't overfill kettles etc. Welsh water provided 50 free water audits to residents of Caerphilly and water conservation equipment was installed by WW free of charge as part of the audit e.g. flow reducing showerheads, tap aerator kits, hose trigger gun, save a flush device for toilets.</p>		Complete	100
8. Issue 4 messages on the intranet focusing on water conservation practices	One message to date has been issued in relation to the Welsh Water stand, it was displayed for a week to CCBC staff. There was also a live link to Welsh Waters website where additional information is available for water conservation (See last page on the Q2 Scorecard Dashboard Report).		In Progress	25


**WO4 - Carbon Management: Reduce our carbon footprint****Actions - Invest to Save**

Title	Comment	RAG	Overall Status	% Complete
1. Consider various lighting upgrades for Primary Schools	<p>Lighting upgrades have been considered for the following properties with a good possibility of being installed:</p> <ul style="list-style-type: none"> <li>• Pengam Primary school Cost £11,247 Carbon 6tns/yr Payback 8 yrs</li> <li>• Trinant Primary School Cost 17,882 Carbon 12 tns/yr Payback 7 yrs</li> <li>• Plas Y felin Primary Cost £2,937 Carbon 3tns/yr Payback 4 yrs</li> </ul> <p>Both of these schools need further investigation e.g. re quote on alternative product:</p> <ul style="list-style-type: none"> <li>• Bedwas Primary</li> <li>• Bryn Primary Cost £16,093, scheme does not payback.</li> </ul>		In Progress	70
2. Consider various building energy management systems	<p>Building Energy Management Systems (BEMS) has been considered for Tredomen Gateway building and Tredomen Business and Technology centre, both are currently under review.</p> <p>A BEMS system is going to be installed at St Gwladys Primary school at a cost of £5,223 with Payback over 8yrs and a Carbon Saving 5tns/yr</p>		In Progress	60
3. There is opportunity to replace existing street lighting lamps (90 watts) with high efficiency LED's (19 watts) units	<p>There are currently 1250 residential lanterns being replaced (90w to 25w circuit watts), with an expected completion date of December 2016.</p> <p>The Highways Operation Group (Engineering) are also currently looking at securing further funding (e.g. through Salix, Invest to Save, reserves) to modernise and replace several thousand more lamps/lights in order to secure further future energy and carbon efficiency savings wherever possible.</p>		In Progress	50
4. Other technologies being considered include, insulation, voltage correction and controls	<p>Tredomen data centre is the highest energy user kWh/m2 across the authority. The high energy consumption is down to air cooling resulting in an annual bill of circa £187k. A Resource Efficient Wales study has confirmed CCBC outlook that by implementing better Air Flow Management, Cold Aisle Containment and utilising free cooling, the authority could save £48k per year on the annual bill. The investment will cost £220k, payback in less than 5 years and provide annual carbon savings of 221 tonnes per year. A more in-depth feasibility study will now take place in Q3. Funding is sought from Finance/Cabinet/CMT. Lighting projects currently under review/to be implemented:</p> <ul style="list-style-type: none"> <li>• Newbridge Swimming Pool Cost £32,246, Carbon 26 tns/yr Payback 5 yrs. Installation pre-Christmas.</li> <li>• TY Penallta, all meeting rooms and corridors with LED's. Cost £110k, carbon 76tns/yr Payback 6 years. Trial underway on corridor of floor 2.</li> <li>• St Cenydd Comprehensive School Cost £30,830 Carbon 34tns/yr Payback 4 yrs. School is keen to proceed. Awaiting tender Q3.</li> <li>• Lewis Girls Cost £86,189, Carbon 59tns/yr Payback 7 yrs</li> <li>• Whole of Caerphilly Leisure Centre. Awaiting indicative costs from contractor. These are Light Emitting Diode (LED) options which is the most carbon and cost friendly formats available.</li> </ul> <p>The only Invest to Save Scheme completed during this period is for replacement computer monitors at St Cenydd Comprehensive School, cost £1,608, annual kWh saved 2,654, annual saving £275 and payback of 6.9 years.</p>		In Progress	75



**WO4 - Carbon Management: Reduce our carbon footprint****Actions - Invest to Save**

Title	Comment	RAG	Overall Status	% Complete
5. Promote the understanding and the benefits of water conservation	<ul style="list-style-type: none"> <li>• Rhymney Day Centre site survey, raising awareness on water consumption and general advice for conservation.</li> <li>• Senghenydd Youth and Llanbradach Community centre, provision of general water metering advice</li> <li>• TY Penallta, site investigation located a significant water leak and we followed up with a water rebate off Welsh Water</li> <li>• Hendre Park leak detected and water rebate arranged.</li> </ul>		In Progress	50
6. Raise awareness on water conservation at 20 buildings by undertaking water audit. Issue findings to managers..defective fittings, cisterns, controls and indicate costs to remedy findings	5 Energy and Water Audits were completed at TYB depot and Senghenydd Youth Centre. Off the back of these audits, we were able to advise TYB facilities to not install a second water supply to site and advise better controls on the Vehicle Wash to minimise the impact of water pressure drop to one of their buildings.		In Progress	25

**WO4 - Carbon Management: Reduce our carbon footprint****Actions - Asset Management**

Title	Comment	RAG	Overall Status	% Complete
1. There are likely to be numerous properties considered for sale or disposal which may bring some carbon savings	There is nothing applicable to report against this action to date, as only land and domestic type properties were considered and disposed of in quarters 1&2 and these do not apply to this priority/action.			0
2. Training staff to make better use of our buildings eg advising schools to locate after school activities to smaller buildings rather than use the main teaching blocks which need more heating and lighting, however carbon savings would be unquantifiable	This was covered during the CRC training mentioned above. It was also discussed during the BEMS project for St Gwladys school in relation to zoning of heating for parts of the school. The importance of metering and billing was explained to the Economic Development officer for Tredomen Innovation and Gateway buildings as, billing information would better inform occupiers of the building how to reduce energy consumption.		In Progress	50

**WO4 - Carbon Management: Reduce our carbon footprint****Actions - Renewable Technology**

Title	Comment	RAG	Overall Status	% Complete
1. Opportunities exist for further PhotoVoltaic (PV) installations. Some key buildings will be reviewed for suitability, consideration, and installations where proven to be cost effective	<p>The following schemes have been presented to Finance for consideration of funding under the 2016/17 Carbon Initiatives budget. For Cabinet/CMT to consider:- Caerphilly LC cost £43K. Simple profit £61k Payback 8 yrs. 12 tns/yr carbon- Blackwood Comp cost £70K. Simple profit £108k Payback 8 yrs. 21 tns/yr CO- Cwrt Rawlin cost £65K. Simple profit £105k Payback 8 yrs. 21 tns/yr CO- Newbridge LC cost £70K. Simple profit £96k Payback 8 yrs. 21 tns/yr CO- Risca LC cost £70K. Simple profit £105k Payback 8 yrs. 21 tns/yr CO- TYB depot cost £56K. Simple profit £105k Payback 7 yrs. 19tns/yr CO- Tredomen Data Centre cost £70K. Simple profit £94k Payback 8 yrs. 21 tns/yr COGround mounted system at Risca Comprehensive and a canopy over the car park at Ty Penallta were considered but not financially viable, as the Feed In Tariff is considerably lower than roof mounted schemes.</p> <p>At the end of Q2 we consider this action complete, as no funding has been made available and there is no guarantee that funding will become available by the end of Q4. Should this position change, e.g. funding becomes available, or additional schemes identified we will update this action accordingly.</p>		Partially Completed	95
2. Further promote internally the benefits and understanding of the renewable technology at the Carbon Group and possibly other forums such as School Budget forum	Due to workload prioritisation the Carbon Group did not meet in the 1st and 2nd quarters. This will be discussed at the next Carbon Group meeting.		Not Started	0

**WO4 - Carbon Management: Reduce our carbon footprint**

## How much did we do?

Title	Actual	Target	Intervention	RAG	Result 12 months ago	Comment
1. The number of CRC training events delivered		4	2		2	Between April and Sept, only 1 CRC session has been delivered. This was due to resource prioritisation and limited access to Headteachers.
2. The number of building Energy Audit Report completed and handed over to building Managers		25	12		12	Between April and Sept we have completed 5 Energy/Water audits
3. The number of renewable energy technologies (claiming Feed in Tariffs or Renewable Heat Incentive) that are installed, and the merits and benefits of existing renewable schemes. Reported to Carbon Group		12	7		7	The Carbon Group did not meet between April and Sept.
4. The number of Street Light converted to Light Emitting Diode (LED) format		1250			8142	The provisional target (subject to available funding) of 1250 for 16/17 is in addition to the 8,142 lamps changed in 15/16.
5. The number of workshops and events held with schools as part of the Eco Schools programme		45	30		77	Target reviewed July 2016.
6. The number of training sessions, using the prescribed presentation "Energy Savings In Schools", delivered to schools					11	Between April and Sept 2016 only 2 sessions were delivered to date. The target was due to be reviewed in the summer, but due to the appointment of a new member of staff to undertake this role and the fact that the appointee was unable to start on the presentations because of other workload priorities and the focus fell on billing issues, the target has not been set.

**All of the above measures are 'Annual' - i.e. results will be reported at the year ending March 2017**

**WO4 - Carbon Management: Reduce our carbon footprint****How well did we do it?**

Title	Actual	Target	Intervention	RAG	Result 12 months ago	Comment
1. Display Energy Certificate (DEC) - The number of 'Advisory and Recommendation Reports' generated and delivered to building managers (7 yr cycle)					14	No formal target set. Numbers are decided by those properties that require new/renewed DEC's
2. Total lifetime energy savings (kWh) resulting from the street lighting conversions					2208476	Target to be reviewed summer 2016
3. % of schools with the highest (green flag) award under the Eco Schools programme as at 31st March		87.00	81.00		81	Target reviewed July 2016. As at Q2: 75 schools had achieved Eco School Green Flag status (83%)
4. The number of our schools which achieve a Platinum award under Eco Schools	29.00	25.00	21.00			Target reviewed July 2016 and profiled over the year to a total of 34.
5. Spend 75% of the available (Invest to Save - LAEF/Salix) budget in any given year	1.50	25.00	10.00			New measure. Annual target profiled towards year end of 75%. Even though at the end of Q2, we have spent 1.5% of the budget, there are already further commitments that will be reported in Q3 which will account for over 60%+ of the budget.

**All of the above measures are 'Annual' - i.e. results will be reported at the year ending March 2017**

**Except for 4 & 5 (which are recorded quarterly accumulative throughout the year)**

**WO4 - Carbon Management: Reduce our carbon footprint****Is anyone better off?**

Title	Actual	Target	Intervention	RAG	Result 12 months ago	Comment
1. Annual carbon emission savings (Tonnes of CO2) from Council buildings - Resulting from LAEF schemes that have been implemented					85.29	No formal target set. Determined by qualifying and validated projects as approved. The PI result here, shows potential 'annual savings' (reductions in emissions) of the technologies invested in, within this year. The only Invest to Save Scheme completed during this period is for replacement computer monitors at St Cenydd Comprehensive School, cost £1,608, annual kWh saved 2,654, annual saving £275 and payback of 6.9 years.
2. The lifetime carbon saved on converting to high efficiency street lighting (tonnes/year)					1091	Target was due to be reviewed in the summer 2016. However, further proposals have been made to seek additional funding for more works. details not yet finalised. Therefore, target not yet set.

**All of the above measures are 'Annual' - i.e. results will be reported at the year ending March 2017**



## Intranet Website - Information Bulletin:

# Water Conservation Awareness

The council is committed to conserving water and have various water saving products installed in our building to minimise the amount of water we consume.

On **Tuesday 9<sup>th</sup> August** Welsh Water will be visiting Penallta House to offer advice and guidance to staff on how to further reduce our water consumption at work.

The good news is that there are many simple things you can all do at work to reduce the amount of water we use, such as:

- S Don't overfill your kettle, only use as much water as you need
- S Make sure your overflows on buildings and toilets are not running
- S Report any dripping taps to enable repair and don't leave them running longer than necessary when you use them
- S Request a push tap if you don't have them in your toilets
- S Make sure all urinals have flush controls on them
- S Invest in water efficient equipment
- S And remember, a meter reading is often the only way to identify underground leaks!!!



Of course, it is equally important that we conserve water at home. Taking showers instead of baths, turning the tap off when brushing our teeth, and using spray guns on hosepipes, are just some of the ways we can all reduce our water consumption and save money.

During the session, Welsh Water is also offering 50 free water audits to staff and residents of Caerphilly CBC. A Welsh Water engineer will visit your home to discuss your water usage with you, take a water meter reading and survey your bathroom, toilets and kitchen. The engineer will then fit a selection of water saving products from the following:

- S Aquair showerhead – Reduces your shower flow without reducing the performance
- S Tap Aerator Kit – Turns your taps into water efficient outlets with a flow rate of 5 litres per minute.
- S Hose Trigger Gun – You don't have to waste water when hosing your garden with this clever device.
- S Save-A-Flush Device – Reduces the amount of water your toilet uses by when flushing.

If you are not able to visit the stall, a web link to Welsh Water will be made available here from Tuesday. The offer is available until the 12<sup>th</sup> August.

**Shared web-link**

Dwr Cymru Welsh Water is offering residents of Caerphilly a free water saving home audit.

Our engineer will visit your home, discuss your water usage with you, take a water meter reading, survey your bathroom, toilets and kitchen and then fit a selection of water saving products from the following:

- Aquair showerhead – Reduces your shower flow without reducing the performance
- Tap Aerator Kit – Turns your taps into water efficient outlets with a flow rate of 5 litres per minute.
- Hose Trigger Gun – You don't have to waste water when hosing your garden with this clever device.
- Save-A-Flush Device – Reduces the amount of water your toilet uses by when flushing.

To apply for a Free Home Water Audit simply visit:  
[www.aqualogicwc.co.uk/store/dcww/home-visits/](http://www.aqualogicwc.co.uk/store/dcww/home-visits/)

Add the product to your cart and check out, then a member of our team will call you to confirm a convenient time for the visit.

